


## Albuquerque

2130 San Mateo Blvd. NE



 Demographics	1 Mile	3 mile	5 mile
Population	13,122	140,000	303,753
Med. Income	\$45,426	\$36,236	\$39,900
Day Population	15,094	112,272	251,665

Please contact us for leasing opportunities

### Available

- Commercial Space
- 100% occupied

### Surroundings Info

- Anchored by Starbucks.
- Electronic reader board sign.
- Easy access to and from I-40.
- 40,400 cars/day on San Mateo Blvd.
- Locally owned and managed.

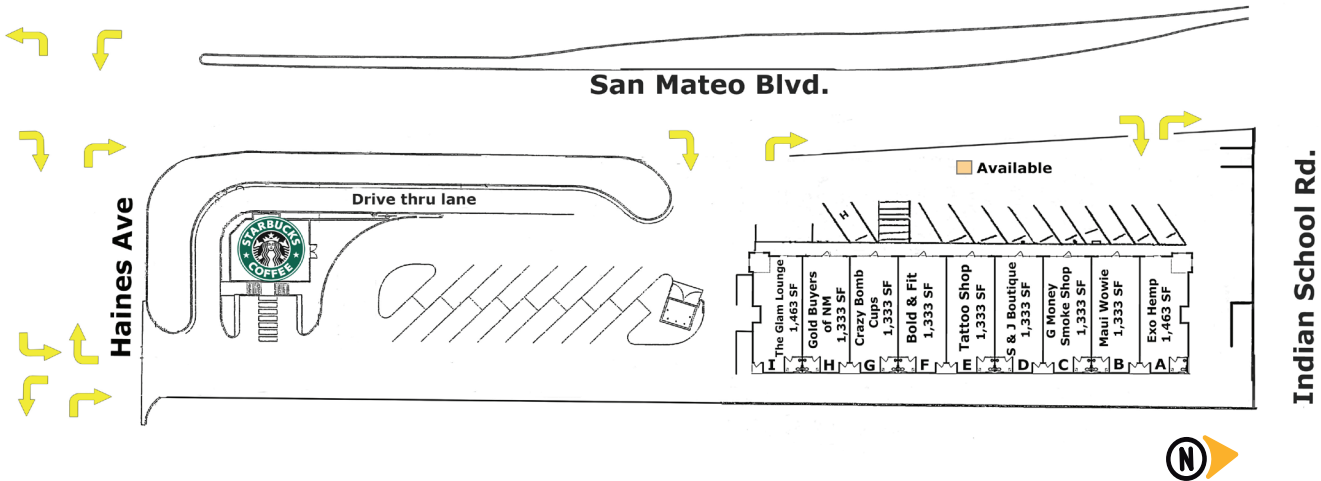


#### Contact

 Brighton Pope  
 505.884.3578  
 Brighton.Pope@PetersonProperties.net

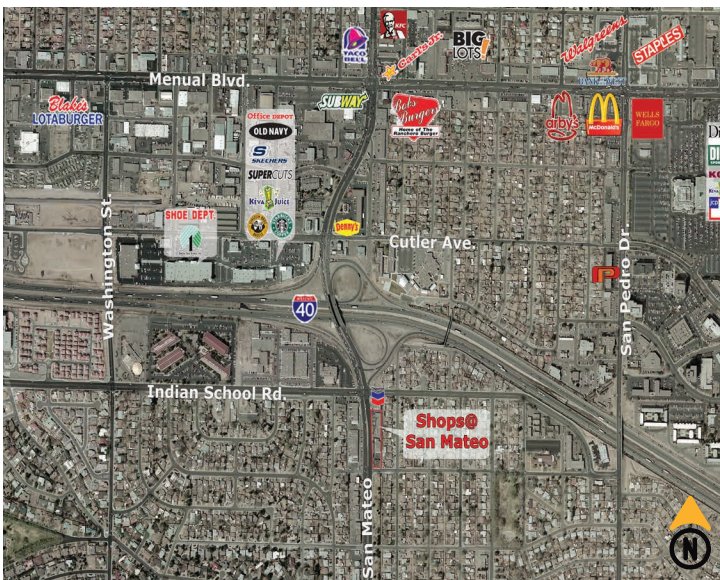
 [PetersonProperties.net](http://PetersonProperties.net)  
 /petersonpropertiesllc  
 /petersonpropertiesllc  
 /peterson.properties

### Site Plan

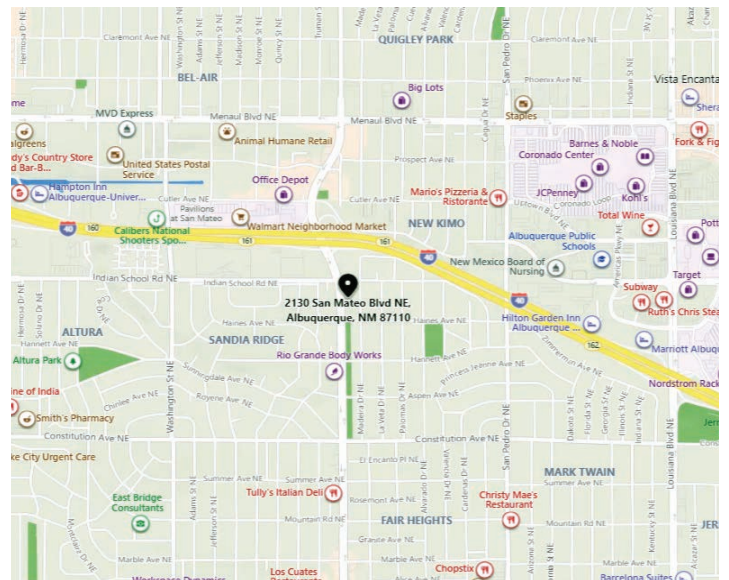


Please contact us for leasing opportunities

### Aerial Map



2130 San Mateo Blvd. NE  
Albuquerque, NM 87110



Contact us

 Brighton Pope | 505.884.3578 | Brighton.Pope@PetersonProperties.net

